

To the landholder

The National Livestock Identification System (NLIS) has been implemented throughout Australia by the cattle, sheep, goat and pig industries and State and Territory governments to ensure livestock are traceable for disease and residue management and emergency response and to underpin market access for livestock and their products.

The NLIS for sheep is a mob based system which is dependent on accurate completion of NVDs to provide full traceability. The Stock Diseases Regulation 2009 requires a NVD which includes details of the identification of the sheep to be provided whenever sheep are sold. Please help ensure that this system works well by correctly filling in every NVD, especially by:

- Answering 'No' to question 3 if **any** sheep in the consignment have **not** been bred by you.
- Checking the PICs on the tags of non-vendor bred sheep, and writing those PICs clearly and accurately on the NVD under 'Description of sheep and lambs' (see attached factsheets). All tags that do not match the PIC number on the NVD are required to be recorded on the NVD.

Or

Attaching a pink post-breeder tag with the same PIC as the NVD to each non-vendor bred sheep and writing 'Pink tags'. This is the best option if there are more than 5 different tag PICs.

Movements of sheep through saleyards are recorded for you in the NLIS database; however movements via private sale or property to property (with different PICs) are not. It is the owner's responsibility to record movements between properties and the purchaser's responsibility to record movements via private sale (including purchases via Auctions Plus) on the NLIS database within 7 days.

Non-compliance may incur a penalty notice fine of \$550.00, or be prosecuted for which the maximum penalty is \$11,000. Incomplete and inaccurate NVDs compromise tracing and add weight to the proposition that sheep should be identified with electronic tags (like cattle) which would be a more expensive and complex system for you.

Attached to this letter is a factsheet that explains your obligations when moving livestock and also a couple of factsheets that guide you through completing an NVD correctly.

Further information is available on the DPI website

[www.dpi.nsw.gov.au/animals-and-livestock/stock-movements](http://www.dpi.nsw.gov.au/animals-and-livestock/stock-movements) or you can contact Local land Services on 1300 795 299.

Thank you for your assistance with maintaining and improving the mob-based tracing system for sheep.



## Moving stock

### Your responsibilities

Moving or selling sheep/goats:

The following eight steps are advised in order to move stock safely and legally:

1. Obtain your Property Identification Code (PIC) from your nearest Local Land Services office;
2. Register with the Livestock Production Assurance Program through the Meat & Livestock Australia website <http://www.mla.com.au/Meat-safety-and-traceability/Livestock-Production-Assurance>;
3. Order National Vendor Declarations (NVD's) through the above website;
4. Create an NLIS database account;
5. Purchase NLIS tags from your rural supplier;
6. Ensure all stock are tagged;
7. Complete the NVD; and
8. Complete the transfer on the NLIS database.
9. Sheep are a mob based transfer

### Did you know?

A saleyard includes any place where livestock are sold by public auction. This includes public auctions on properties such as circuit, stud and clearing sales.

Moving or selling cattle:

The same guidelines as sheep/goats are recommended for moving or selling cattle. The only difference is that cattle ear tags are electronic and individual, and they are transferred singularly on the NLIS database, (whereas sheep are transferred via mob based movements).

A third party (stock agent or contractor) can record the movement on the NLIS database. However it is the responsibility of the owner to ensure that this occurs.

The general rule is if stock are received on a property from anywhere other than directly from saleyards (the agent/saleyard operator is required to record mob movement) movement must be recorded by the receiver on the NLIS database within seven days of arrival.

When livestock are sent on agistment, it is the responsibility of the owner/manager of the livestock to ensure that the movement is recorded on the NLIS database (both onto the agistment property and off again).

In the instance that livestock do not return to their property of origin, the person receiving the stock i.e. new owner, abattoir or saleyard operator is responsible for recording the movement through the NLIS database.

### What is the NLIS?

NLIS is Australia's national traceability system for cattle, sheep and goats.

The ability to trace livestock from property of birth to slaughter is crucial to the safety of red meat. Permanent identification benefits the livestock industries by:

- Improving livestock traceability to reduce the impact of livestock disease and residue incidents;
- Securing access to overseas markets;
- Maintaining consumer confidence in Australian meat/dairy products;
- Offering producers improved herd management options; and
- Providing better proof of ownership to reduce stock thefts.

Through the system, movements of cattle, sheep and goats (and in the future pigs) between properties (saleyards, abattoirs and agistment properties) with different PICs are recorded on a national database.

Participation is mandatory. All stock must be tagged with an approved NLIS identifier. NLIS tags/buttons can be ordered through local rural merchandisers and are different for each species.

NLIS database registration can be carried out by contacting Meat and Livestock Australia (MLA) on 1800 654 743 or emailing [support@nlis.com.au](mailto:support@nlis.com.au)

Further information can be found on the website: [www.mla.com.au](http://www.mla.com.au)

**Tip:**

When livestock are purchased from a saleyard or public auction it's worthwhile checking the NLIS database to make sure the movement has been recorded.

**Property Identification Code (PIC)**

A PIC is a unique number, allocated to properties by Local Land Services. Producers/stock owners should have a registered PIC.

This 'marker' is used to identify the property-of-origin of stock in the event of a chemical residue trace-back or exotic disease outbreak.

PICs can be purchased from your nearest Local Land Services office or may already be assigned to your property. Check with your nearest LLS office.

**Transported Stock Statement (TSS)**

A TSS (or an NVD) must be completed when transporting cattle, sheep, goats, alpacas and horses anywhere in NSW. A TSS provides all the necessary information to satisfy regulations regarding stock ownership in transit, the carrier and the destination of the stock and to assist in the tracing of disease and stolen stock. TSS's are not to be used for stock going to sale or slaughter (see NVD)

A TSS is still required when moving stock by vehicle between properties, even if they hold the same PIC (horses going to shows, races or working horses are exempt).

A TSS can be purchased from Local Land Services for a small fee and must be kept with the vehicle transporting the stock. Failure to produce can result in a fine.

A copy must be kept by the owner for two years.

**National animal health statements**

These are voluntary statements signed by the seller/owner which include a nationally agreed declaration for a number of significant conditions including ovine johnes disease, footrot, ovine brucellosis and lice.

Third parties are not permitted to sign this statement.

National sheep/goat/cattle health statements can be downloaded from

<http://centralwest.lls.nsw.gov.au/livestock/moving-stock> and should be completed for all movements to sale or agistment. These are also available from your nearest Local Land Services office.

For some interstate movements this is a compulsory document. It is a recommendation of Regional

Biosecurity Areas for OJD that a sheep health statement is obtained by the purchaser, read to ensure compliance with the area's Regional Biosecurity Plan and a copy sent to the area's District Veterinarian.

**National Vendor Declaration (NVD/Waybill)**

The Livestock Production Assurance program (LPA) NVD/Waybill is the main document upholding Australia's meat and livestock food safety reputation, ensuring consumers can be confident in the safety and quality of their red meat. An NVD must accompany animals to sale or slaughter. Copies are kept by owners, transport companies and saleyards for audit purposes and must be given to the purchaser of stock. An NVD can also be used when moving stock from one property to another.

Ensure you are using the correct NVD version, this can be checked at [www.mla.com.au](http://www.mla.com.au)

**eDECs and Emergency NVD/Waybills**

An eDEC is an electronic version of a NVD/Waybill which can be completed and printed online.

Emergency NVD/Waybills are the same as an eDEC however only available in emergency circumstances when a conventional document or eDEC are unavailable.

NVD/Waybill books, eDECs and Emergency NVD/Waybills can be purchased online at [www.mla.com.au](http://www.mla.com.au) or by calling 1800 683 111.

**Approval to move stock without identifiers**

This is a permit that can be obtained from a Local Land Services Biosecurity Officer only in circumstances where applicants have a genuine reason for not being able to apply NLIS identifiers to stock prior to leaving the property to go to sale. The stock must be tagged with an approved NLIS identifier on arrival at the saleyards.

Emergency ear tags can be purchased from your nearest LLS office.

Reminder: It is an offence to move stock anywhere without an approved NLIS identifier.

**Further information**

To find out more, contact us on 1300 795 299 or call into your nearest Local Land Services office





# Selling non-vendor bred sheep or goats

Biosecurity & Food Safety NSW

## Record my PIC or tag me

Did you breed the stock you are about to sell? If not, answer 'NO' on the LPA NVD and record how long you have had them.

4 Were all of these sheep or lambs bred by the owner or vendor?  
 Yes  No  If NO, how long ago were the sheep or lambs obtained or purchased?  
 A. Less than 2 months  B. 2-6 months  C. 6-12 months  D. more than 12 months\*

Make sure you also record all the PIC numbers of the sheep or goats you are selling in the description box on the LPA NVD. The only accurate way to do this is to manually read all NLIS tags in the consignment going to sale.

Alternatively, use post-breeder tags. These tags are pink and used to identify sheep and goats no longer on the property on which they were born, as well as introduced animals that have lost their original breeder tag. It means you are protected.



## Options for completing your National Vendor Declaration (NVD)

Vendors selling sheep and goats that are already identified with a NLIS tag have two options:

- 1 Record on their NVD all PICs printed on the NLIS tags attached to the animals in the consignment
- OR
- 2 Identify each animal with a NLIS pink post-breeder tag that matches your PIC printed on your NVD.

### Option 1





A vendor who lists ALL PICs present in the consignment.

Property Identification Code (PIC) of this property <small>This MUST be the PIC of the property that the stock is being moved from</small>		<b>NA123456</b>			
Description of sheep or lambs					
Number	Year born (DROP)	Description (BREED, SEX & TYPE E.G. CROSS-BRED, WETHER, LAMB)	Month of shearing	PICs on Ear Tags/Brands (IF DIFFERENT TO PIC SHOWN ABOVE)	Earmarks (IF PRESENT OR REQUIRED)
450	2010	Merino wethers		NK470000 NF987654 SA234567 QABC1234 3BCDA456	   
450	Total	<small>Use the Attachment Forms for consignments that require more lines to describe the stock. (See Explanatory Notes)</small>			
Have PICs on all NLIS tags in this consignment been listed in the Description table above (other than the PIC printed on this NVD)? Yes <input checked="" type="checkbox"/> No <input type="checkbox"/>					
OR					
Have all sheep in this consignment been tagged with an additional pink post breeder tag with the PIC printed on this NVD? (or WA brand as listed in the Description table above)? Yes <input type="checkbox"/> No <input type="checkbox"/>					

» Don't forget you must keep copies of your NVDs for seven years.

### Option 2

A vendor who uses pink post-breeder tags.

Property Identification Code (PIC) of this property <small>This MUST be the PIC of the property that the stock is being moved from</small>		<b>NA123456</b>			
Description of sheep or lambs					
Number	Year born (DROP)	Description (BREED, SEX & TYPE E.G. CROSS-BRED, WETHER, LAMB)	Month of shearing	PICs on Ear Tags/Brands (IF DIFFERENT TO PIC SHOWN ABOVE)	Earmarks (IF PRESENT OR REQUIRED)
450	2010	Merino wethers			   
450	Total	<small>Use the Attachment Forms for consignments that require more lines to describe the stock. (See Explanatory Notes)</small>			
Have PICs on all NLIS tags in this consignment been listed in the Description table above (other than the PIC printed on this NVD)? Yes <input type="checkbox"/> No <input type="checkbox"/>					
OR					
Have all sheep in this consignment been tagged with an additional pink post breeder tag with the PIC printed on this NVD? (or WA brand as listed in the Description table above)? Yes <input checked="" type="checkbox"/> No <input type="checkbox"/>					

» Don't risk being fined for non-compliance.





## Pink post-breeder tags

National Livestock Identification system post-breeder tags are available from your local rural merchandiser, tag manufacturer or Local Land Services. Your Property Identification Code (PIC) is printed on these tags.

NLIS post-breeder tags can be used when reselling sheep not bred by you, and are to be attached to the sheep's ear. You do not remove the previous owner's tag as it remains in the ear for traceability. It is illegal to remove any NLIS device, and you can be fined or prosecuted for doing so.



## Checklist before selling

- » Ensure all sheep and goats are tagged with an NLIS device.
- » Any non-vendor bred sheep or goats missing tags must be identified with a post-breeder tag.
- » Complete your NVD ensuring all sections are filled out and record all PICs present in the consignment if a post-breeder tag hasn't been applied.
- » Complete relevant health statements.

## More Information

**Biosecurity & Food Safety NSW**  
[nlis@dpi.nsw.gov.au](mailto:nlis@dpi.nsw.gov.au)

[www.dpi.nsw.gov.au/agriculture/  
livestock/nlis/sheep-goats](http://www.dpi.nsw.gov.au/agriculture/livestock/nlis/sheep-goats)

**Local Land Services**  
1300 795 299  
[www.lls.nsw.gov.au](http://www.lls.nsw.gov.au)

**NLIS Database**  
1300 720 405  
[www.nlis.mla.com.au](http://www.nlis.mla.com.au)

**National Vendor Declarations**  
1800 683 111  
[www.mla.com.au/lpa](http://www.mla.com.au/lpa)

**Animal Health Statements**  
[www.farmbiosecurity.com.au](http://www.farmbiosecurity.com.au)



National Livestock  
Identification System





# Completing Sheep National Vendor Declarations (NVD) correctly

## Answer all questions on the NVD

Only use an NVD that matches the PIC where the sheep came from.

Sign the declaration!

**NATIONAL VENDOR DECLARATION (SHEEP AND LAMBS) AND WAYBILL** SA 87654321

**Part A** To be completed by the owner or person who is responsible for the husbandry of the sheep or lambs.

Owner of sheep or lambs: Bill Smith

Property/place where the journey commenced: Hillview  
123 Jones Road Smithsville NSW 2000

Property Identification Code (PIC) of this property: NK470000

**Description of sheep or lambs**

Number	Year born (or age)	Description (sex, E.G. CROSSBRED, WEATHER, LAMBS)	Month of shearing	PICs on Ear Tags/Brands (if present on the consignment)	Earmarks (if present or required)
100	2015	X bred lambs	DEC	NK123456 NK472222	
100	Total				

Have PICs on all NLIS tags in this consignment been listed in the Description table above (other than the PIC printed on this NVD)? Yes  No

Have all sheep in this consignment been tagged with an additional pink post-breeder tag with the PIC printed on this NVD? (or WA brand as listed in the Description table above)? Yes  No

Hours off feed and water before transporting: 2

Consigned to: David Sweet  
Smithsville

Destination (if different) of sheep or lambs: Smithsville

**Part B** To be completed by the person in charge of the sheep or lambs while they are being moved.

Movement commenced: 1/3/2016 09:00 (am/pm)

Vehicle registration number(s): LMB3000

I, Joe Briggs am the person in charge of the sheep or lambs during the movement and declare all the information in Part B is true and correct.

Signature: Joe Briggs Date: 1/3/2016 Tel no: 0400000000

**Part C** Agents declaration for sheep or lambs sold at auction. (Completion of Part C is optional.)

Vendor code: \_\_\_\_\_ Agent's code: \_\_\_\_\_

Stock agent company: \_\_\_\_\_

Buyer's name: \_\_\_\_\_ Destination PIC: \_\_\_\_\_

No. of sheep or lambs purchased: \_\_\_\_\_ Saleyard arrival time (am/pm): \_\_\_\_\_

Agent's signature: \_\_\_\_\_ Date: \_\_\_\_\_

If **No** to Question 3, indicate how long you have owned the sheep by ticking a box, **and DO EITHER:**

### Option 1

List all PICs printed on NLIS tags attached to sheep in the mob and tick **Yes** to the first question.

OR

### Option 2

Tag each sheep with a NLIS pink post-breeder tag that matches the NVD PIC and tick **Yes** to the second question.

**Don't leave home without a correct NVD!**

For more information on NVDs, contact LPA on **1800 683 111** or go to [mla.com.au/lpa](http://mla.com.au/lpa)







